

Business Profile – CROCKER INDUSTRIES

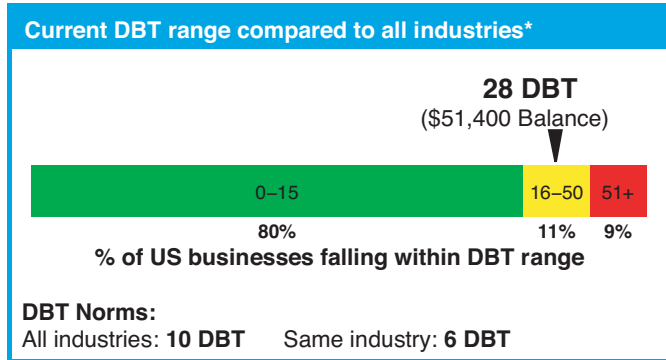
Subcode: 344720
 Search inquiry: COMPUTER INDUSTRIES 100 Main Street Phoenix, AZ 85012



Company Information

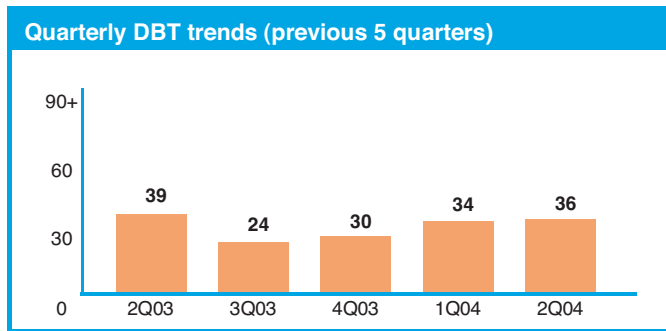
COMPUTER INDUSTRIES 100 Main Street Phoenix, AZ 85012 602-520-1221	Experian File Number:	Y00065396
	Experian File Established:	PRIOR TO JANUARY 1977
	Year of Incorporation:	10/04/1973
	SIC code:	PREPACKAGED COMPUTER SOFTWARE - 7372
	Tax ID:	93-0683985

Executive Summary



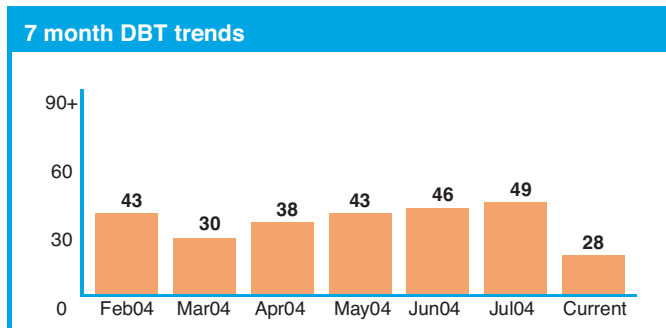
Legal Filings and Collections

Bankruptcy filings:	0
Tax lien filings: details (FILED 06/01)	1
Judgment filings: details (FILED 06/98-09/02)	4
Total collections: details (PLACED 09/03-02/04)	5
Sum of legal filings:	\$51,967
UCC filings: details	50
Cautionary UCC filings present?	Yes**



Trade Information

Monthly average DBT:	41
Highest DBT previous 6 months:	49
Highest DBT previous 5 quarters:	49
Total continuous trades:	27
Current continuous trade balance:	\$51,400
Trade balance of all trades (82):	\$434,100
Average balance previous 5 quarters:	\$57,280
Highest credit amount extended: details	\$359,900
6 month balance range:	\$57,200-\$280,700



Performance Analysis

Predicted DBT for 10/20/2004: 25 DBT

Payment Trend Indication:
 Show No Identifiable Trend

Industry payment comparison:
 Has paid slower than 70% of similar firms

Most Frequent Industry Purchasing Terms:
 NET 30, CREDIT, and CONTRCT

* Days Beyond Terms (DBT) is a dollar-weighted calculation of the average number of days that payment was made beyond the invoice due date based on trades on file that have been updated in the previous three months.

** Cautionary UCC Filings include one or more of the following collateral: Accounts, Accounts Receivable, Contracts, Hereafter Acquired Inventory, Leases, Notes Receivable or Proceeds.

Legal Filings and Collections

Collections						
Date Placed	Status	Original Balance	Outstanding Balance	Date Closed	Agency	Agency Phone
02/2004	Open Account	\$166	\$166		HARBOR VIEW CREDIT SERVI	(408) 391-2200
01/2004	Closed, Uncollected	\$5,040	\$5,040	03/2004	ALLIED COLLECTIONS	(502) 368-9300
09/2003	Paid in Full	\$403	\$403	09/2003	CREDIT MEDIATORS	(800) 418-3340
09/2003	Open Account	\$322	\$322		CREDIT MEDIATORS	(800) 418-3340
09/2003	Open Account	\$403	\$403		CREDIT MEDIATORS	(800) 418-3340

Tax Liens					
File Date	Filing Type	Status	Amount	Filing Number	Jurisdiction
06/04/2001	State Tax Lien	Filed	\$26,040	20010261843	ORANGE COUNTY RECORD

Judgments						
File Date	Filing Type	Status	Amount	Plaintiff	Filing Number	Judgment
12/13/2002	Judgment	Satisfied	\$5,000	SAMANTHA PARK	02C17927	MARION DISTRICT COUR
09/25/2002	Judgment	Filed	\$5,000	SAMANTHA PARK	02C17927	MARION DISTRICT COUR
07/29/1999	Judgment	Filed	\$15,525	STATE OF ARKANSAS	000000000996886	PULASKI COUNTY CIRCU
01/20/1999	Judgment	Satisfied	\$2,500	SAMUEL BRYCE	00000088SC007323	CENTRAL ORANGE MUNIC
01/07/1999	Judgment	Filed	\$5,000	CHARLES JOHNSON	00000098SC006327	CENTRAL ORANGE MUNIC
09/09/1998	Judgment	Satisfied	\$402	NYC DEPARTMENT OF FINANCE	001087605	NEW YORK COUNTY REG
06/01/1998	Judgment	Filed	\$402	NYC DEPARTMENT OF FINANCE	001087605	NEW YORK COUNTY REG

Trade Payment Information

Business Category	Trade Payment Experiences (Trade Lines With an (*) after date are newly reported)				Account Status Days Beyond Terms					Comments	
	Date Reported	Last Sale	Payment Terms	Recent High Credit	Balance	Cur	1-30	31-60	61-90		91+
ADVERTISNG	07/2004	07/2003	NET 15	\$1,500	\$0						PROMPT
AIR TRANS	06/2004	06/2004	NET 30	\$700	\$0						
AIR TRANS	04/2004	04/2004	NET 30	\$500	\$0						SATSFTRY
+BUREAU	08/2004*	05/2004	VARIED	\$3,900	\$3,900	100%					
-CHEMICALS	08/2004		NET 30	\$700	\$400		100%				
+COMMUN EQP	06/2004		NET 30	\$15,000	\$15,000	98%		2%			
COMMUN SVC	06/2004		NET 30		\$0						
+COMMUN SVC	06/2004	06/2004	NET 30	\$15,700	\$15,400	2%	98%				
-COMPUTERS	07/2004	06/2004		\$202,800	\$12,800		26%	12%		62%	
ELEC DISTR	06/2004		NET 30		\$0						
ELEC SUPLR	06/2004	04/2003	2/10N30	\$1,300	\$0						
FINCL SVCS	06/2004	06/2003	CONTRCT		\$0						SATSFTRY
-FREIGHT	04/2004	02/2004	VARIED	\$13,400	\$100			100%			
GENERAL	07/2004		CONTRCT		\$0						

GENERAL	06/2004		NET 30		\$0					
=HEATNG&A/C	08/2004	11/2003	NET 30	\$6,800	\$200	100%				
INDUS SUPL	07/2004	03/2004	NET 30	\$1,600	\$0					CUST 6 YR
+LUMBR&WOOD	08/2004	07/2004	VARIED	\$19,100	\$100	100%				CUST 2 YR
-OFFC SUPPL	06/2004	06/2004	NET	\$13,700	\$1,100				100%	CUST 7 YR
=PACKAGING	07/2004		NET 30	\$5,100	\$3,500	82%	18%			CUST 10 YR
SAFTY PROD	06/2004		NET 30		\$0					CUST 4 YR
+SERV ASSOC	07/2004	07/2004	NET10TH	\$5,900	\$1,000	100%				
-TELECOM	07/2004		NET 30	\$1,700	\$1,700				100%	
TELECOM	06/2004	12/2001	NET EOM	\$3,700	\$0					WRITE-OFF
TELECOM	07/2004		NET 30	<\$100	\$0					
+TEMP HELP	07/2004*		NET 30	\$1,900	\$1,900	100%				
-TRANSPORTN	04/2004	10/2003	VARIED	<\$100	<\$100				100%	
TRANSPORTN	08/2004	06/2003	NET 15		\$0					
WAREHOUSE	07/2004	03/1998	VARIED		\$0					CUST 7 YR

Trade Payment Totals

Trade Payment Experiences					Account Status Days Beyond Terms					
Type	Lines Reported	Recent High Credit	Balance	Cur	1-30	31-60	61-90	91+	Comments	
Continuously Reported	27	\$309,400	\$51,400	37%	38%	7%		18%	DBT: 28	
Newly Reported	2	\$5,800	\$5,800	100%					DBT: 0	
Trade Lines Totals	29	\$315,200	\$57,200	44%	34%	6%		16%	DBT: 25	

Additional Payment Experiences

Trade Payment Experiences (Trade Lines with an (*) after date are newly reported)						Account Status Days Beyond Terms					
Business Category	Date Reported	Last Sale	Payment Terms	Recent High Credit	Balance	Cur	1-30	31-60	61-90	91+	Comments
ACCT SVCS	12/2001		NET 10		\$0						
AIR TRANS	10/2002		VARIED	\$300	\$0						
AIR TRANS	10/2003		NET 30	\$300	\$0						CUST 11 YR
AIR TRANS	06/2003		NET 7		\$0						
-AUTO PARTS	11/2003	10/2003	VARIED	\$500	\$100	37%	19%	1%		43%	
+BUS SERVCS	02/2004	02/2004	NET 30	\$40,800	\$700	100%					
BUS SERVCS	01/2004	12/2003	NET 30		\$0						
-BUS SERVS	07/2003	06/2003	NET 30	\$359,900	\$215,400				100%		
CELLUL/PAG	09/2001	06/1996	NET 30		\$0						CUST 1 YR
CELLUL/PAG	01/2003		NET 90	\$200	\$0						CUST 83 YR
+CELLUL/PAG	06/2003	06/2003	NET 30	\$100	\$100	100%					CUST 1 YR
CERAMICS	03/2004		NET 30		\$0						
-CHEMICALS	08/2003		NET 30	\$1,100	\$1,100	29%	36%		35%		
COMMUN SVC	08/2001		NET 20		\$0						
+COMMUN SVC	08/2002		NET	\$30,800	\$6,600	45%	55%				

COMPUTERS	02/2004		NET 30		\$0				
+COMPUTERS	12/2001	10/2001	NET 30	\$3,100	\$200	100%			
-ELEC EQUIP	03/2002	02/2002	N30	\$10,200	\$10,200		19%	81%	
ELEC EQUIP	06/2003		NET 30		\$0				
ELEC MFG	03/2004	10/2003	NET 30	\$400	\$0				
ELEC MFG	07/2003		VARIED	\$2,000	\$0				
=FACTOR	02/2004	01/2004	NET 30	\$114,500	\$114,500	66%	21%	13%	
FACTOR	11/2003		VARIED		\$0				
FINCL SVCS	06/2003		VARIED		\$0				CUST 8 YR
FINCL SVCS	04/2003	05/2002	VARIED	\$100	\$0				CUST 1 YR
+FINCL SVCS	09/2003	07/1995	CONTRCT	\$600	\$400			100%	CHARGE OFF
FOOD DISTR	02/2002	08/1998	COD		\$0				
=FRGHT FWRD	08/2001	06/2001	CONTRCT	\$100	\$100		100%		
GENERAL	05/2002	01/2002	NET 30		\$0				CUST 14 YR
+INDUS MACH	09/2003	09/2003	NET 30	\$2,700	\$2,700	100%			
LEASING	06/2004	02/2004	CONTRCT	\$1,300	\$0				
LEASING	07/2004	07/2004	NOTE	\$45,300	\$0				
MANUFCTRNG	01/2003	07/1997	1/10N30		\$0				
MOTR TRANS	12/2002	12/1999	NET 30		\$0				
NEWSPAPERS	12/2002	12/2002	NET 30	\$37,100	\$0				
OFFC EQUIP	04/2003	02/2003	NET 30	\$37,700	\$0				CUST 12 YR
PACKAGING	03/2003	02/2003	NET 30	\$400	\$0				
PAINTS	12/2002		VARIED		\$0				
+PAPER PROD	08/2002	06/2002	VARIED	\$13,700	\$12,600	67%	33%		CUST 9 YR
PERSNSVCS	12/2002	07/2001	ROI		\$0				
TELECOM	07/2004	11/1997	NET 30	\$300	\$0				CUST 8 YR
TELECOM	06/2004	05/1998	NET 30	\$400	\$0				WRITE-OFF
TELECOM	06/2004	08/2001	NET 30	\$3,700	\$0				WRITE-OFF
TELECOM	07/2004	09/1999	NET 30	\$500	\$0				CUST 7 YR
TELECOM	07/2004		NET 30	\$100	\$0				CUST 4 YR
+TELECOM	10/2003	10/2003	NET 30	\$5,400	\$3,800	92%		8%	PAYS-SLOW
TELECOM	10/2002		NET 30	\$900	\$0				CUST 5 YR
+TELECOM	05/2004	05/2004	NET 30	\$7,300	\$7,300	65%		35%	PAYS-SLOW
+TELECOM	02/2002	02/2002	NET 30	\$1,100	\$1,100	53%		47%	CUST 2 YR
TELECOM	07/2002	05/2002	NET 30	\$100	\$0				PAYS-SLOW
TELECOM	10/2002	05/2002	NET 30		\$0				CUST 3 YR
TEMP HELP	10/2003	11/2002	ROI	\$10,800	\$0				
WATER PROD	12/2001		NET 30		\$0				CUST 6 YR

Monthly Payment Trends

Payment Trends Analysis PREPACKAGED COMPUTER SOFTWARE – 7372						Account Status Days Beyond Terms			
Date Reported	Industry		Business	Balance	Cur	1-30	31-60	61-90	91+
	Cur	DBT	DBT						
AUG04	N/A	N/A	28	\$51,400	37%	38%	7%		18%
JUL04	87%	6	49	\$178,900	10%	16%	51%	1%	22%
JUN04	90%	5	46	\$166,900	13%	15%	53%	1%	18%
MAY04	90%	6	43	\$163,500	17%	13%	51%	6%	13%
APR04	89%	6	38	\$280,700	9%	33%	44%	5%	9%
MAR04	89%	6	30	\$156,700	7%	55%	26%	8%	4%
FEB04	89%	6	43	\$89,900	4%	45%	15%	29%	7%

Quarterly Payment Trends

Payment History – Quarterly Averages					Account Status Days Beyond Terms				
Quarter	Months	DBT	Balance	Cur	1-30	31-60	61-90	91+	
Q2 – 04	APR–JUN	36	\$82,800	30%	16%	36%	4%	14%	
Q1 – 04	JAN–MAR	34	\$104,300	7%	48%	27%	13%	5%	
Q4 – 03	OCT–DEC	30	\$47,200	15%	46%	23%	14%	2%	
Q3 – 03	JUL–SEP	24	\$28,000	14%	59%	22%		5%	
Q2 – 03	APR–JUN	39	\$24,100	23%	16%	43%	5%	13%	

Inquiries

Summary of Inquiries									
Business Category	AUG04	JUL04	JUN04	MAY04	APR04	MAR04	FEB04	JAN04	DEC03
UNSPCIFIED							1	1	
BANK		1							
BUREAU			2	3	2		2	2	
FINCL SVCS							1		
GENERAL	3	4	4	1	1			1	
LEASING		1							
TRANSPORTN									1
Totals	3	6	6	4	3		4	5	

Government Financial Profile

Payment History – Quarterly Averages					Account Status Days Beyond Terms						
Business Category	Date Reported	Last Sale	Payment Terms	Recent High Credit	Balance	Cur	1-30	31-60	61-90	91+	Comments
GOVT/GSA	10/2002	10/2002	NET 30	\$76,000	\$19,800	100%					

UCC Profile

The number of UCC Filings is summarized with the 10 most recent listed below.

A full UCC detail report is available within 72 hours by entering UCC-C03796531-C017182224 into the Experian number field of the Bizapps order page.

UCC Summary				Filings		
Date Range	Year	Cautionary UCCs*	Total Filed	Released/Term'd	Cont	Amended/Assigned
JUL - PRESENT	2004					
JAN-JUN	2004		1			
JUL-DEC	2003	3	5			
JAN-JUN	2003	2	2			
JUL-DEC	2002	3	5			6
PRIOR TO JUL	2002	9	37	3		6
Totals		17	50	3		12

* Cautionary UCC Filings include one or more of the following collateral: Accounts, Accounts Receivable, Contracts, Hereafter Acquired Inventory, Leases, Notes Receivable or Proceeds.

UCC Filings
<p>UCC CONTINUED Date: 06/23/2004 Filing Number: OH00078736313 Jurisdiction: SEC OF STATE OHIO Secured Party: NATIONAL CREDIT CORPORATION NJ PARSIPPANY 07054 Collateral:</p>
<p>UCC FILED Date: 11/26/2003 Filing Number: 2211304 0 Jurisdiction: SEC OF STATE DELEWAR Secured Party: EMPIRE BUSINESS CREDIT, LLC IL CHICAGO 60606 151 NORTH CENTRAL AVENUE Collateral: EQUIP, HEREAFTER AQUIRED PROP</p>
<p>UCC FILED Date: 10/27/2003 Filing Number: 3280669 6 Jurisdiction: SEC OF STATE DELAWARE Secured Party: AMERICAN CAPITAL CREDIT WA BELLEVUE 98009 423 NW 153RD Collateral: EQUIP, HEREAFTER AQUIRED PROP, UNDEFINED</p>
<p>UCC FILED Date: 10/03/2003 Filing Number: OH00069165413 Jurisdiction: SEC OF STATE OHIO Secured Party: NEW ENGLAND TECHNOLOGY ASSOCIATES MA BOSTON 02210 176 SOUTH STREET Collateral:</p>
<p>UCC FILED Date: 09/19/2003 Filing Number: 3243015 8 Jurisdiction: SEC OF STATE DELEWAR Secured Party: RRC CORPORATION AZ PHOENIX 14276 NORTH CAMEL LOOP Collateral: EQUIP, UNDEFINED, HEREAFTER AQUIRED PROP</p>
<p>UCC FILED Date: 08/28/2003 Filing Number: OH00054892352 Jurisdiction: SEC OF STATE OHIO Secured Party: EMPIRE BUSINESS CREDIT, LLC IL CHICAGO 60606 151 NORTH CENTRAL AVENUE Collateral:</p>
<p>UCC FILED Date: 04/07/2003 Filing Number: 4077177 8 Jurisdiction: SEC OF STATE DELEWAR Secured Party: NEW ENGLAND TECHNOLOGY ASSOCIATES MA BOSTON 02210 176 SOUTH STREET Collateral: EQUIP, HEREAFTER AQUIRED PROP, UNDEFINED</p>
<p>UCC FILED Date: 02/24/2003 Filing Number: 3046189 3 Jurisdiction: SEC OF STATE DELAWARE Secured Party: UNITED BUSINESS EQUIPMENT COMPANY NJ MONTVALE 07645 6359 WEST COLUMBIA Collateral: EQUIP, UNDEFINED, HEREAFTER AQUIRED PROP</p>

UCC Filing Date: 11/20/2002
Filing Number: 200232560240
Jurisdiction: SEC OF STATE CALIFOR
Secured Party: JONATHAN RUIZ CA COSTA MESA 92626 IN CARE OF: PO BOS 33213
Collateral: FURN & FIX, EQUIP, UNDEFINED, HEREAFTER ACQUIRED PROP

UCC Filing Date: 11/20/2002
Filing Number: 2002325C0404
Jurisdiction: SEC OF STATE CALIFOR
Secured Party: JONATHAN RUIZ CA COSTA MESA 92626 IN CARE OF: PO BOX 33213
Collateral: UNDEFINED

Commercial Finance Relationships

Banking Relationships

Financial Institution: INDUSTRY STATE BANK
Account Type: MERCHANT BANK CARD
Date Opened: 08/01/1995
Account Rating: SATISFACTORY AS OF 01/06/2004

Financial Institution: BANK OF US
Account Type: MERCHANT BANK CARD
Date Opened: 02/01/1997
Account Rating: SATISFACTORY AS OF 10/07/2003
Account Balance: FIVE FIGURES

Financial Institution: MESA FINANCE
Account Type: MERCHANT BANK CARD
Date Opened: 12/08/2000
Account Rating: GENERALLY SATISFACTORY AS OF 06/06/2003
Account Balance: FOUR FIGURES

Leasing Relationships

Leasing Company: NON-DISCLOSED
Origination Date: 07/2001
Original Lease Amount: \$11,340
Lease Product Type: OFFICE EQUIP
Lease Term: 60 Months
Payment Interval: MONTHLY
Payment Type: FIXED
Current Due Date: 10/01/2004
Current Scheduled Amount Due: \$242
Amount of Overdue Payments: \$0
Remaining Balance: \$4,347
Current Payments: 30
Late Payments: 7

Insurance Bond Relationships

Bonding Company: CONTRACTORS BONDING & INSURANCE
Address: 12486 INTERCOASTAL DR FT LAUDERDALE FL 33303
Phone: (732) 398-4000
Bond Type: General Liability Insurance

Company Background Information

Corporate Registration

THE FOLLOWING INFORMATION WAS PROVIDED BY THE STATE OF ARIZONA

State of Incorporation: AZ
Date of Incorporation: 10/04/1973
Current Status: Active

Business Type: Profit
Charter Number: 7621760
Tax ID: 93-0683985

Additional Company Background Information

Key Personnel

Principal(s): JOHN Q CONSUMER, PRESIDENT

Operating Information

Primary SIC Code: PREPACKAGED COMPUTER SOFTWARE – 7372

Number of Employees: 950

Sales: \$1,155,420,000

Standard and Poor's Information

Balance sheet for fiscal year ending: DEC 31 Data current through: 09/13/2004 (\$ Thousands)

	2003	2002	2001
Cash and equivalent	140,129	90,751	84,693
Receivables – net	46,252	35,735	32,948
Inventory	146,678	151,431	133,885
Other current assets	14,737	8,600	7,483
Total current assets	347,796	286,517	259,009
Fixed assets – net	44,821	22,280	18,735
Investments	2,921	1,946	1,677
Other assets	51,421	59,294	70,487
Total assets	446,959	370,037	349,908
Debt due in 1 year	14,060	15,260	16,460
Notes payable	0	10,000	15,000
Accounts payable	35,119	32,335	32,549
Taxes payable	1,063	480	519
Other current liabilities	75,018	70,455	69,805
Total current liabilities	125,260	128,530	134,333
Long term debt	20,000	34,000	50,000
Other liabilities	15,755	11,946	10,577
Net worth	285,944	195,561	154,998
Total liab. and net worth	446,959	370,037	349,908

Operating statement for fiscal year ending: DEC 31 Data current through: 09/13/2004 (\$ Thousands)

	2003	2002	2001
Net Sales	1,155,420	1,124,894	1,099,158
Cost of goods sold	592,563	568,860	555,776
Gross income on sales	562,857	556,034	543,382
Expenses	447,225	469,586	458,785
Pre-tax income	115,632	86,448	84,597
Taxes	25,249	35,885	40,606
After tax income	90,383	50,563	43,991
Extraord. inc. & discount'd ops	0	0	0
Net income	90,383	50,563	43,991

Critical data and ratios for fiscal year ending: DEC 31
Data current through: 09/13/2004 (\$ Thousands)

	2003	2002	2001
Tangible net worth	251,884	172,331	153,889
Net working capital	222,536	157,987	124,676
Current ratio (times)	2.8	2.2	1.9
% Total debt to tang. n.w.	63.9	101.2	126.7
% Current debt to tang. n.w.	49.7	74.6	87.3
% After tax inc. to tang. n.w.	35.9	29.3	28.6
% After tax inc. to net sales	7.8	4.5	4.0
Net sales to inventory (times)	7.9	7.4	8.2
CGS to inventory (times)	4.0	3.8	4.2
Avg. days sales outstanding (days)	14.6	11.6	10.9

End of report

1 of 1 reports

The information herein is furnished in confidence for your exclusive use for legitimate business purposes and shall not be reproduced. Neither Experian Information Solutions, Inc., nor their sources or distributors warrant such information nor shall they be liable for your use or reliance upon it.

©Experian 2004. All rights reserved.
 Experian and the marks used herein are service marks or registered trademarks of Experian.

For further details on Experian products, please call

Business Credit Information Inc.

1.800.382.1735

or visit our web site

WWW.BUSINESSCREDITINFORMATION.COM